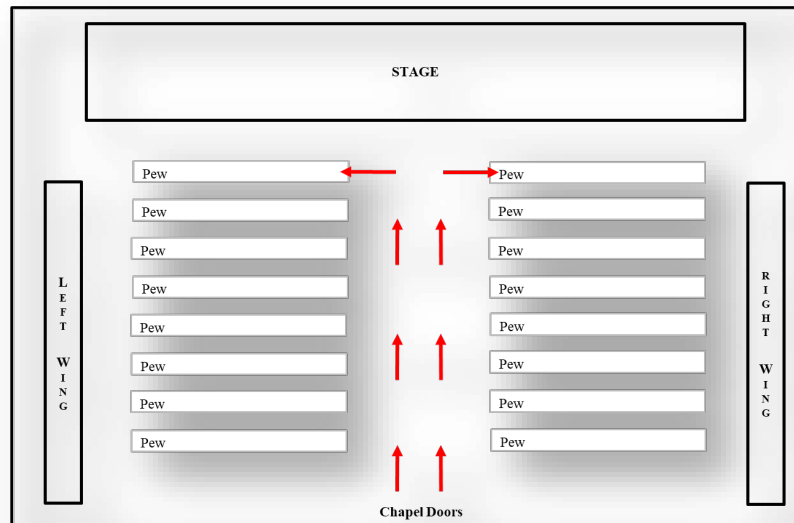


# MUAC Commencement Procession Instructions

## Prior to Commencement:

1. Gather in the Learning Commons 45 minutes prior to the ceremony.
2. Staff will provide you with your name card and additional line-up instructions.
3. Once the line-up is complete graduates will be led to the Chapel.
4. **STOP** at the Chapel doors and wait to enter. A staff member will direct you.
5. You will be led into the Chapel and directed to your seat. The row and seat number are on your name card. The row numbers will be visible on each pew.

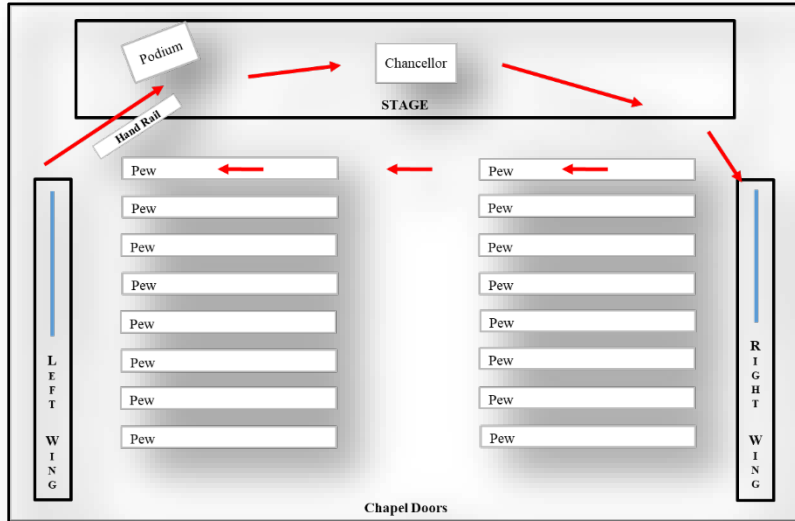


## During Commencement:

1. When it is time for the graduates to be announced, each row will go individually. A staff member will be there to direct you.
  - a. When directed, row 1 (both the left and right sides of row 1) should stand and file into the left wing and remain in a single file line.
  - b. A staff member will direct you to proceed to the podium. When it is your turn, walk up the left side of the hand rail and give your card to the speaker. When the speaker says your name, proceed up to the Chancellor.
    - i. **STOP** at the Chancellor to shake hands, get your diploma cover, and get a picture with the Chancellor. Make sure your tassel is not swinging for the picture.
  - c. After the picture, continue across the stage to the President, shake hands.
  - d. Then continue to Sr. Mary Beth to receive your San Damiano cross.
  - e. Finally, proceed into the wing. A staff member will direct you. You will remain in the wing until the next row of graduates rises.

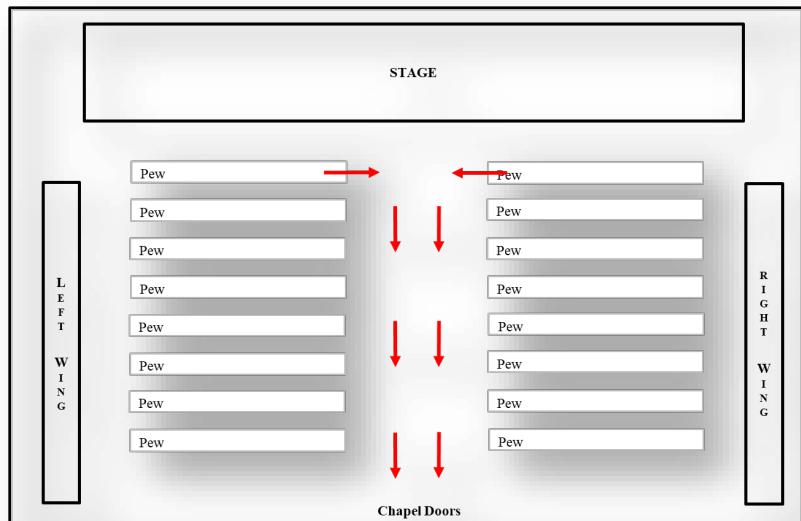
# MUAC Commencement Procession Instructions

- f. Once directed, return to your seat.
- g. This will continue until all graduate names have been called.



## After Commencement:

1. At the conclusion of the ceremony, the faculty & staff sitting on stage will exit the Chapel.
2. Graduates will follow the last faculty/staff member out of the Chapel and proceed to Cana Hall for the Commencement Reception.



Graduates are welcome to come early and take pictures with family on the campus grounds. Pictures can be taken in the Chapel after Commencement has ended.