


# MUAC Commencement Procession Instructions

## Prior to Commencement:

1. Gather in the Learning Commons 45 minutes prior to the ceremony.
  2. Staff will provide you with your name card and additional line-up instructions.
  3. Once the line-up is complete graduates will be led to the Chapel.
  4. **STOP** at the Chapel doors and wait to enter. A staff member will direct you.
- You process into the Chapel and proceed to your seat. The row and seat number are on your name card. The row numbers will be visible on each pew. All remain standing until after the invocation; men remove cap during invocation and benediction.




## During Commencement:

1. When it is time for the graduates to be announced, each row will go individually. A staff member will be there to direct you.
  - a. When directed, row 1 (both the left and right sides of row 1) should stand and file into the left wing and remain in a single file line.
  - b. A staff member will direct you to proceed to the podium. When it is your turn, walk up the left side of the hand rail and give your card to the speaker. When the speaker says your name, proceed up to the Vice President.
    - i. **STOP** at the Vice President to shake hands, take your picture and get your diploma cover.
    - ii. Make sure your tassel is not swinging for the picture.
  - c. Next, continue across the stage Dr. Britt to shake hands.
  - d. Then continue to Sr. Mary Beth Gianoli to receive your San Damiano cross.


# MUAC Commencement Procession Instructions

- e. Finally, proceed into the right wing. A staff member will direct you. You will remain in the wing until the next row of graduates rises.
- f. Once directed, return to your seat.
- g. This will continue until all graduate names have been called.



## After Commencement:

- 1. At the conclusion of the ceremony, the faculty & staff sitting on stage will exit the Chapel.
- 2. Graduates will follow the last faculty/staff member out of the Chapel.



**Graduates are welcome to come early and take pictures with family on the campus grounds. Pictures can be taken in the Chapel after Commencement has ended.**