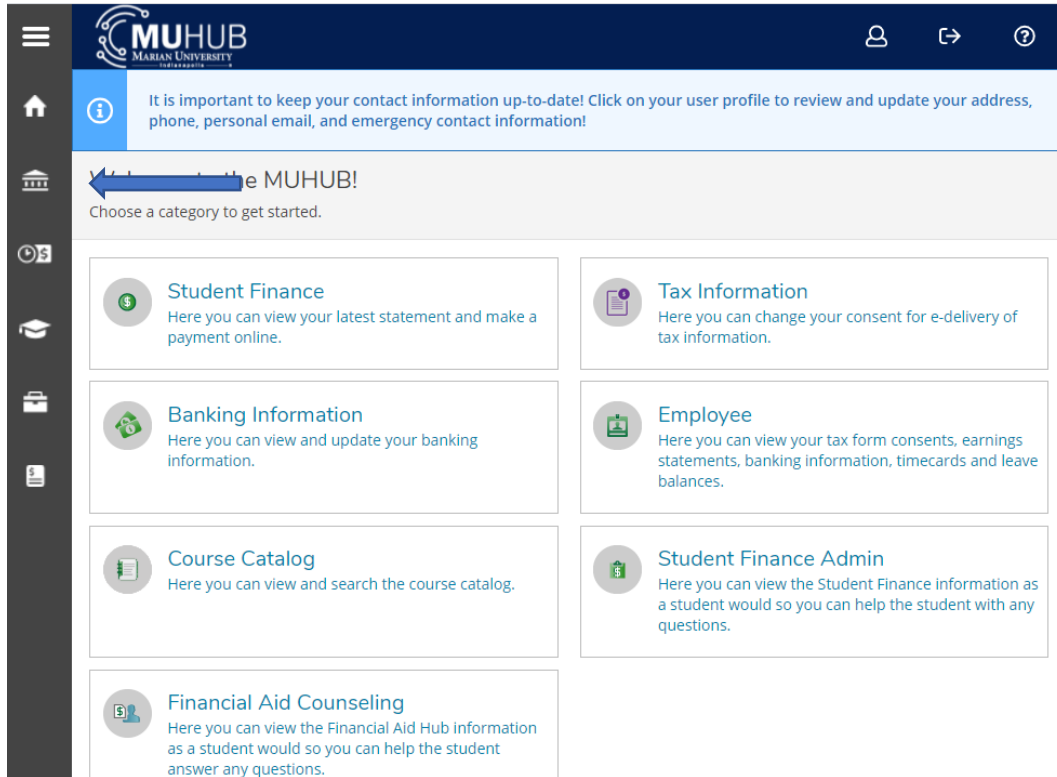
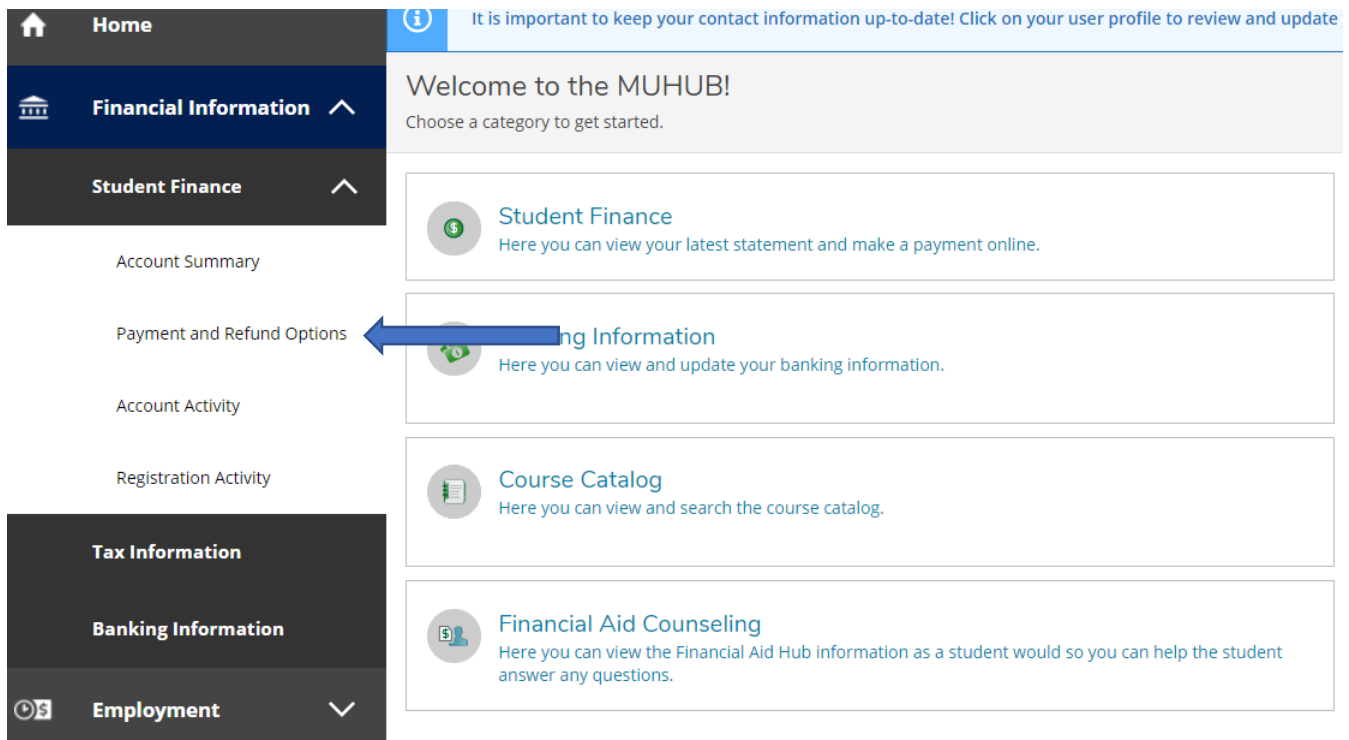


Steps for making a one-time payment:

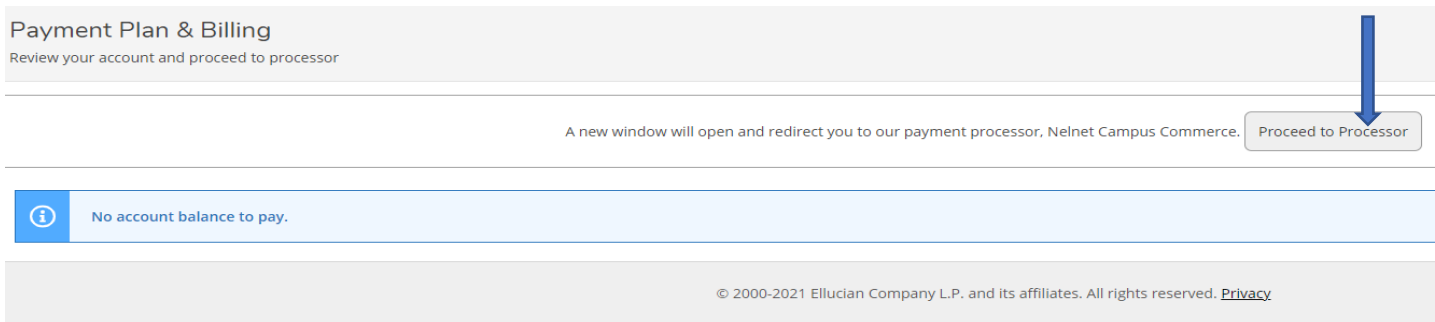
1. From your [MUHUB](#) homepage, select the Financial Information icon.



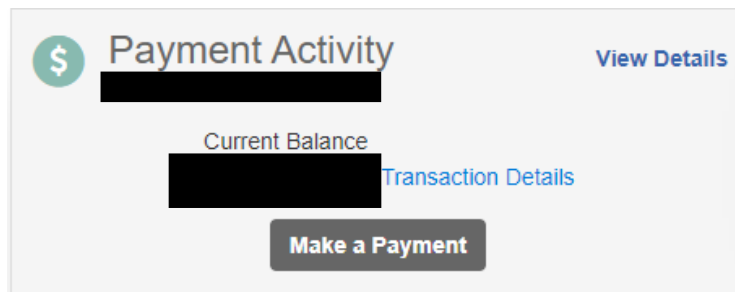
2. Click on "Student Finance", and then "Payment and Refund Options".



- Click the “Proceed to Processor” button. Marian University online payments and payment plans are managed by Nelnet Campus Commerce.



- The first time a student or proxy user links to Nelnet Campus Commerce, they will be required to verify their contact and address information and set up a PIN for added security.
- Click on the “Make a Payment” button.



- Enter the payment amount into the term you are paying for and select “Next-Payment Method”.

Make A Payment

1 Select A
Payment

2 Payment
Method

3 Receipt

Select Accounts to Pay

ACCOUNT	TERM	CURRENT BALANCE	PAYMENT AMOUNT
Student Account Balance	Fall Medical 2021	0.00	\$ <input type="text" value="Enter Amount"/>
Student Account Balance	Fall 2021	0.00	\$ <input type="text" value="Enter Amount"/>
Student Account Balance	Summer 2021	0.00	\$ <input type="text" value="Enter Amount"/>
Student Account Balance	Past Due	0.00	\$ <input type="text" value="Enter Amount"/>

PAYMENT AMOUNT **\$0.00**

Cancel
Next - Payment Method

7. Select the desired payment method and enter payment details.

Payment Method

- Bank Account
- Credit / Debit Card
- International Payment

Total Amount

Institution Amount \$5.00

Total **\$5.00**

[Cancel](#)

Payment Method

- Bank Account
- Credit / Debit Card
- International Payment

Bank Account Details

All fields are required.

Account Holder Name

Bank Name

Account Type Checking Savings

Routing Number ?

Account Number ?

Payment Method Disclosure

The following processing fees apply:

- Credit Card - up to 2.75%
- Debit Card - up to 2.75%
- Checking or Savings Account - no fee

Save bank account to Financial Accounts for future use?

[Cancel](#)

[Save & Continue](#)

8. Select "Save & Continue" and verify the payment. A receipt will be sent to the email address on file.

9. Thank you for making a payment!